






THERMAL SCAN	640PX THERMAL RESOLUTION
0.3 °C ACCURACY	REAL-TIME CALIBRATION
0.03°C SENSITIVITY	FULL HD CAMERA
	

WORKSWELL MEDICAS

THERMAL CAMERA FOR FACE TEMPERATURE SCANNING



Datasheet

MEDICAS technical specification

MEDICAS Key features description	
Dual camera face monitoring	Visual and Thermal camera face scanning in real-time with calibration
No PC needed for connection Software onboard in MEDICAS	MEDICAS Software for full real-time temperature scanning and control - operating system ensures the full access to all camera functions - easy camera control via Bluetooth USB keyboard or Ethernet
Accurate measurement	Black body radiation source included in the package for accurate and stable measurement in all time, real-time recalibration every 2s
Thermal camera and Black Body specification	
IR camera resolution	640 x 512 pixels
Temperature range	0 °C to +50 °C specifically calibrated for human face scanning
Temperature sensitivity	Standard resolution 0.03 °C (30mK) for thermal differences
Accuracy	± 0.3 °C (temperature accuracy according to reference blackbody at 4m or 8m focus distance and Black body calibration ROI region)
Frame rates	Exportable version worldwide (commercial) or dual use (commercial)
Spectral range / detector	7.5 – 13.5 µm / Uncooled VOx microbolometer
Black body calibration source	Standard Black body accuracy better than ± 0.09°C High emissivity 100mm diameter surface with precision digital PID Continuous camera recalibration every 2s via black body Special pyramid surface for decreasing the reflection
Lens (field of view)	45° x 37° (spatial resolution 1.308 mrad), f/1.25
Number of people per minute	Unlimited – all people are measured in the field of view in real-time
Digital visual camera	
Resolution	1 920 x 1 080 pixels, 1/3" sensor for FULL HD images
Noise reduction	Special 3D noise reduction function
Focus	Autofocus
Memory and data recording	
Memory	Internal high-speed SSD 256GB for image and video recording External slot for Micro SD card for taking images
Image and video formats	Radiometric JPEG images and Digital camera Full HD JPEG images Digital camera h.264 encode video HD recording Encoded h.264 IR recording
Interfaces & real-time remote control	
Ethernet (RJ-45) port	Video streaming and camera control via MEDICAS SDK TCP/IP server, RTSP server and FTP server available on the camera
AUX output interface	Camera digital interface cable for external relay DO unit (4 independent banks with 4 x 2 relay outputs, up to 230 VAC, max. 2A)
Micro USB 2.0 port	Mass storage access
USB 2.0 port	Direct keyboard connection for MEDICAS camera control

Micro HDMI video output	1 280 x 720 pixels (720p), Aspect ratio 16:9, Micro HDMI video output
Remote control system	MEDICAS OS ensures real-time control of all camera functions
Camera functions	Real-time temperature correction via black body radiation source Measurement functions: Automatic hot spot detection Temperature range settings: Manual to set the best visualization option Two-level advanced alarm for illness detection with 2 different colors Camera modes: Dual IR and Visible mode with real-time two-level alarms Color palettes: 6 different color palettes Temperature units: Celsius and Fahrenheit
Software & SDK	
Camera software	On board camera firmware for online temperature alarms and analysis
Ethernet SDK	Ethernet SDK for camera integration via TCP/IP or RTSP
Power supply, weight & dimensions	
Input supply voltage	230VAC / 110VAC
Power dissipation (avg.)	24W (with 24VDC power supply adapter, 1 Amps)
Camera weight	< 500 grams camera
Dimensions (L x W x H)	83 mm x 85 mm x 68 mm
Mounting holes	2 x 1/4-20 UNC thread (1x bottom side, 1x top side)
Housing material	Durable aluminium body for long-time measurement stability
Environmental conditions	
Ambient temperature range	15 °C to +30 °C (no dusty, windy and foggy environment)
Relative humidity	< 90% non-condensing
Storage temperature range	-30 °C to +60 °C
In the package	Camera head with lens, focus tool, Lens protection cap, Stationary Black body, Black body Calibration certificate, Black body ball adapter, Micro SD card, 5 m Micro HDMI cable, 2 x Power supply adapter, 1x Software license for analysis, Wireless Keyboard, USB micro OTG Cable, Quick start guide, Hard transport case

